

ALUMINIUM LADDERS



MULTI PURPOSE LADDER



- Multipurpose ladder
- Steel locking hinges
- Stabiliser bar standard at both ends
- Rubber non-slip feet



Product Code	m	steps	steps	mm	kg
SML4	3.5	6	12	350	135



- Electroplated platform can be added as an optional extra
- Used as a secure standing platform for indoor painting or maintenance etc.
- 135kg load capacity

LAS RANGE



- Heavy duty aluminium 'A-frame' industrial stepladder
- Non-slip aluminium steps
- Heavy duty riveted steps
- Rubber non-slip feet
- Versatile HDPE ladder top




Product Code	m	steps	mm	kg
LAS3	0.9	3	390	135
LAS4	1.2	4	420	135
LAS5	1.5	5	450	135
LAS6	1.8	6	480	135
LAS8	2.4	8	540	135
LAS10	3.0	10	600	135
LAS12	3.6	12	660	135
LAS14	4.2	14	720	135
LAS16	4.8	16	780	135

LASD RANGE



- Extra heavy duty aluminium 'A-frame' double sided stepladder
- Heavy duty hinge
- Non-slip aluminium steps
- Rubber non-slip feet



Product Code	m	steps	mm	kg
LASD4	1.2	4	420	135
LASD6	1.8	6	480	135
LASD8	2.4	8	540	135
LASD10	3.0	10	600	135
LASD12	3.6	12	660	135

ALUMINIUM LADDERS







CSL RANGE



- Single commercial lean-to ladder
- D-style rung eliminates twisting
- Lightweight
- Rubber non-slip feet

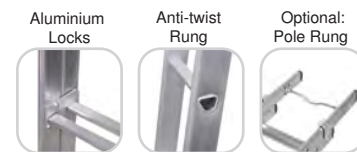






Product Code	 m	 steps	 mm	 kg
CSL10	3.0	10	345	115
CSL12	3.6	12	345	115
CSL14	4.2	14	345	115
CSL16	4.8	16	345	115
CSL20	6.0	20	400	135

CE RANGE



- Commercial push-up extension ladder
- D-style rung eliminates twisting
- Rubber non-slip feet
- Pole-rung fitting on request







Product Code	 m	 ext-m	 mm	 kg
CE420	2.4	4.2	345	115
CE480	2.7	4.8	345	115
CE540	3.0	5.4	345	115
CE600	3.3	6.0	345	115
CE660	3.6	6.6	345	115
CE780	4.2	7.8	345	115
CE900	4.8	9.0	345	115

CSE RANGE



- Step-extension multipurpose industrial stepladder
- D-style rung steps
- Extended wide base for stability
- Can be used as: 'A-frame', double extension or two single ladders



Product Code	 m	 ext-m	 mm	 kg
CSE420	2.4	4.2	345	115
CSE600	3.3	6.0	345	115
CSE780	4.2	7.8	345	115

ALUMINIUM LADDERS



HDE DOUBLE EXTENSION RANGE



- Heavy duty industrial double extension ladder
- Rope and pulley system
- D-rungs
- Rubber non-slip feet
- Wall rollers standard
- Cast aluminium ladder locks

Product Code	m	ext-m	mm	kg
HDE900	4.8	9.0	400	135
HDE1080	5.7	10.8	400	135
HDE1200	6.3	12.0	400	135
XHDE1290	6.9	12.9	410	135
XHDE1410	7.5	14.1	410	135

Aluminium Locks



Rope & Pulley System



Wall Rollers



THDE TRIPLE EXTENSION RANGE



- Heavy duty industrial triple extension ladder
- Rope and pulley system
- D-rungs
- Rubber non-slip feet
- Wall rollers standard
- Cast aluminium ladder locks

Product Code	m	ext-m	mm	kg
THDE1260	4.8	12.6	400	135
THDE1440	5.4	14.4	400	135
TXHDE1650	6.3	16.5	410	135
TXHDE1830	6.9	18.3	410	135
TXHDE2010	7.5	20.1	410	135

Aluminium Locks



Rope & Pulley System



Wall Rollers

